



RELIANCE BIG ENTERTAINMENT (SINGAPORE) PTE LIMITED
Balance Sheet as at March 31, 2012

Particulars	Note No.	(Rupees)	
		As at March 31, 2012	As at March 31, 2011
EQUITY AND LIABILITIES			
Shareholders' funds			
Share capital	2	1,986,126,681	1,742,243,045
Reserves and surplus	3	117,963,472	67,761,222
Current liabilities			
Other current liabilities	4	573,876	681,480
TOTAL		2,113,764,129	1,810,885,747
ASSETS			
Non-current assets			
Non-current investments	5	154,441,224	154,441,225
Current assets			
Short Term Loans and Advances	6	1,598,622,209	1,175,421,319
Cash and Bank Balances	7	360,700,696	481,023,202
TOTAL		2,113,764,129	1,810,885,747
Significant Accounting Policies and Notes on Financial Statements	1 to 8		

As per our Report of even date
For M & S Sethi & Associates
Chartered Accountants
Firm Regn.No.109407W

For and on behalf of the Board


Manoj Sethi
Proprietor
Membership No.039784


(Authorised Signatory)
(HUSSAINI ABBAS BHAI)

Date: 15.09.2012



Date: 15.09.2012

DreamWorks II Holding Co. LLC
Consolidated Financials as at December 31, 2011


Particulars	Schedule	As at 31-Dec-2011 INR
SOURCES OF FUNDS		
Shareholders' Funds		
Member's Equity		18,572,416,018
Reserves and surplus	1	(21,648,740,582)
Total		(3,076,324,564)
APPLICATION OF FUNDS		
Fixed Assets		
Property and Equipment		69,778,460
Current Assets, Loans and Advances		
	2	18,761,350,520
		18,761,350,520
Less: Current Liabilities and Provisions	3	21,907,453,544
Net Current Assets		(3,146,103,024)
Total		(3,076,324,564)

As per our Report of even date
For **M.S.Sethi & Associates**
Chartered Accountants
Regn.No.109407W

For DreamWorks II Holding Co. LLC


M.Sethi
Proprietor
Membership No.039784




Authorised Signatory / Director

Place: Mumbai
Date : 25th September, 2012

Reliance Big Entertainment (US) Inc.
 Consolidated Financials as at December 31, 2011


Particulars	Schedule	As at 31-Dec-2011 INR
SOURCES OF FUNDS		
Shareholders' Funds		
Share Capital	1	188,827,970
Reserves and surplus	2	(2,458,385,698)
Investment in Affiliate		2,715,607,212
Debt		7,271,661,256
Redeemable Non Controlling Interest		49,217,784
Non Controlling Interests		(80,804,522)
Total		7,686,124,002
APPLICATION OF FUNDS		
Fixed Assets		14,008,958
Intangible Assets		410,094,934
Goodwill		
Current Assets, Loans and Advances	3	8,748,248,042
		8,748,248,042
Less: Current Liabilities and Provisions	4	1,486,227,932
Net Current Assets		7,262,020,110
Total		7,686,124,002

As per our Report of even date
 For M.S.Sethi & Associates
 Chartered Accountants
 Regn.No.109407W


 M.Sethi
 Proprietor
 Membership No.039784



For Reliance Big Entertainment (US) Inc.



 Authorised Signatory / Director

Place: Mumbai
 Date :

Electric City Productions LLC
Balance Sheet as on December 31, 2011

Particulars	Schedule	As at 31-Dec-2011 INR
SOURCES OF FUNDS		
Capital Account		
Capital Contribution	1	65,684,258
Reserves and surplus	2	(14,368,869)
Total		51,315,389
APPLICATION OF FUNDS		
Current Assets, Loans and Advances	3	80,038,906
		80,038,906
Less: Current Liabilities and Provisions	4	28,723,517
Net Current Assets		51,315,389
Total		51,315,389


As per our Report of even date
For M.S.Sethi & Associates
Chartered Accountants
Regn.No.109407W



M.Sethi
Proprietor
Membership No.039784



For Electric City Productions LLC



Authorized Signatory / Director

Place: Mumbai
Date : 25th September, 2012

IM Global LLC
Consolidated Financials as at December 31, 2011

Particulars	Schedule	As at 31-Dec-2011 INR	As at 31-Dec-2011 INR
SOURCES OF FUNDS			
Shareholders' Funds			
Member's Equity		266,330,000	
Profit and Loss Account		(1,024,156,195)	(757,826,195)
Long Term Liabilities	1		3,320,916,816
Total			2,563,090,621
APPLICATION OF FUNDS			
Fixed Assets			
Furniture and Equipment		3,505,276	
Software		2,277,654	
Less : Accumulated Depreciation		5,782,930	
		(3,801,381)	1,981,548
Intangible Assets			
Website		3,595,455	
Film Sales License Rights		301,394,901	
Less : Accumulated Amortisation		304,990,356	
		(246,746,473)	59,243,883
Current Assets, Loans and Advances	2		3,418,163,434
			3,479,388,865
Less: Current Liabilities and Provisions	3		916,298,244
Net Current Assets			2,563,090,621
Total			2,563,090,621

As per our Report of even date
For M.S.Sethi & Associates
Chartered Accountants
Regn.No.109407W



M.Sethi
Proprietor
Membership No.039784

For IM Global LLC

[Handwritten Signature]
Authorised Signatory / Director

Place: Mumbai
Date : 25th September, 2012

Zapak Digital Entertainment Limited
Balance Sheet as at March 31, 2012

(Amount in Rs.)

Particulars	Note No.	2011-12	2010-11
I. EQUITY AND LIABILITIES			
1 Shareholders' funds			
(a) Share Capital	3	500,000	500,000
(b) Reserves and Surplus	4	(2,241,102,926)	(1,858,626,724)
2 Non-current liabilities			
(a) Long-term Liabilities	5	29,331,598	121,663,500
(b) Long-term Provisions	6	4,888,030	9,435,409
3 Current liabilities			
(a) Short-term Borrowings	7	2,169,709,690	1,959,522,468
(b) Trade Payables		203,066,569	145,373,314
(c) Other Current Liabilities	8	80,642,003	55,950,254
(d) Short-term Provisions	9	3,963,045	170,436
TOTAL		251,018,009	433,988,657
II. ASSETS			
1 Non-current assets			
(a) Fixed assets			
(i) Tangible assets	10	65,484,681	106,425,279
(ii) Intangible assets		15,578,422	55,189,697
(iii) Capital work-in-progress		316,695	2,094,941
(b) Non-Current Investments	11	20,000	20,000
(c) Long-term loans and advances	12	202,711	3,274,195
2 Current assets			
(a) Inventories	13		35,075,557
(b) Trade Receivables	14	90,639,703	141,760,526
(c) Cash and Bank Balances	15	14,237,010	7,175,008
(d) Short-term Loans and Advances	16	64,437,688	82,844,015
(e) Other Current Assets	17	101,099	129,439
TOTAL		251,018,009	433,988,657

Significant Accounting Policies & Notes to Accounts 1 to 43

As per our report of even date
For Pathak H. D. & Associates
Chartered Accountants
Firm Registration No. 107783W

For and on behalf of the Board

Vishal D. Shah
Partner
Membership No. 119303



Swapan Kumar Das
Director

Shibasish Sarkar
Director

Place: Mumbai

Date: 5/9/2012




Attollo Finance Management Private Limited
(Formerly Known as Swan Finance Management Private Limited)

Balance Sheet as at March 31, 2012

Particulars	Note No.	As at 31st March 2012 (Amount in ₹)	As at 31st March 2011 (Amount in ₹)
I. EQUITY AND LIABILITIES			
1 Shareholders' Funds			
(a) Share Capital	2	13,517,450	13,517,450
(b) Reserves and Surplus	3	12,297,509,757	12,297,591,179
2 Current liabilities			
(a) Short-term borrowings	4	474,363,666	473,913,666
(b) Trade payables	5	68,015	68,382
(c) Other current liabilities	6	30,053,188	30,053,188
TOTAL		12,815,512,076	12,815,143,865
II. ASSETS			
1 Non-Current Assets			
(a) Non-current investments	7	20,500,000	20,500,000
2 Current assets			
(a) Cash and cash equivalents	8	512,974	607,741
(b) Short-term loans and advances	9	12,794,499,102	12,794,036,124
TOTAL		12,815,512,076	12,815,143,865
Significant Accounting Policies	1		

As per our Report of even date


For Vinod Rekha & Co.
Chartered Accountants
Regn. No. 008072C


Manoj Sethi
Partner
Membership No. 39784

Place: Mumbai
Date: 29th August, 2012

For and on behalf of the Board


A. K. Jain
Director


Pradeep Shah
Director

Place: Mumbai
Date: 29th August, 2012

BIG ANIMATION (INDIA) PRIVATE LIMITED

Balance Sheet as at 31st March 2012

(Amount in ₹)

Particulars		Note No.	2011-12	2010-11
1		2	3	4
I. EQUITY AND LIABILITIES				
1 Shareholders' funds				
(a)	Share Capital	3	300,000	300,000
(b)	Reserves and Surplus	4	(242,555,860)	(178,365,299)
3 Non-current liabilities				
(a)	Long-term Provisions	5	7,678,785	6,748,349
4 Current liabilities				
(a)	Short-term Borrowings	6	826,710,402	776,357,108
(b)	Trade Payables		12,366,468	22,380,189
(c)	Other Current Liabilities	7	80,496,624	85,023,231
(d)	Short-term Provisions	8	665,158	861,306
TOTAL			685,661,577	713,304,884
II. ASSETS				
Non-current assets				
1 (a) Fixed assets				
(i)	Tangible Assets	9	44,910,953	75,490,410
(ii)	Intangible Assets		16,942,934	19,891,585
2 Current assets				
(a)	Inventories	10	582,885,774	561,856,935
(b)	Trade Receivables	11	7,454,287	5,134,194
(d)	Cash and Cash Equivalents	12	3,362,047	5,528,682
(e)	Short-term Loans and Advances	13	30,105,582	45,403,078
TOTAL			685,661,577	713,304,884


Significant Accounting Policies & Notes to Accounts 1 to 36

As per our report of even date

For and on behalf of the Board

For Chaturvedi & Shah
Chartered Accountants
Firm Registration No. 101720W

Lalit R. Mhalsekar
Partner
Membership No: 103418



Shibasish Sarkar
Director

Sanjay Dubey
Director

Place : Mumbai

Date : 14 SEP 2012

Place : Mumbai

Date : 14 SEP 2012



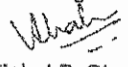
Ralston Trading Private Limited

Balance Sheet as at March 31, 2012

	Notes		As at March 31, 2012	Amount in ₹	As at March 31, 2011
EQUITY AND LIABILITIES					
Shareholders' Funds					
(a) Share Capital	2.01	1 00 000		1 00 000	
(b) Reserves and Surplus	2.02	57 46 718	58 46 718	51 74 478	52 74 478
Current Liabilities					
(a) Short Term Borrowings	2.03	1 90 32 680		1 88 75 000	
(b) Other Current Liabilities	2.04	15 483		14 635	
			1 90 48 163		1 88 89 635
TOTAL			<u>2 48 94 881</u>		<u>2 41 64 113</u>
ASSETS					
Non Current Assets					
(a) Fixed Assets	2.05				
Tangible Assets			1 78 61 528		1 82 04 874
(b) Long Term Loans and Advances	2.06		2 57 850		1 30 169
Current Assets					
(a) Trade Receivables	2.07	63 34 788		53 88 024	
(b) Cash and Bank Balances	2.08	4 40 715		4 41 046	
			67 75 503		58 29 070
TOTAL			<u>2 48 94 881</u>		<u>2 41 64 113</u>
Significant Accounting Policies	1				
Notes on Accounts	2				

Notes referred to above form an integral part of the Financial Statements.
As per our Report of even date

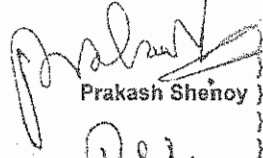

For Pathak H D & Associates
Chartered Accountants
(Firm Registration No. 107783W)


Vishal D. Shah
(Partner)
Membership No. 119303

Place : Mumbai
Date : June 28, 2012



For and on Behalf of the Board


Prakash Shenoy }

Virendra Shah } Directors

ND's Art World Pvt Ltd
Balance Sheet as at 31st March 2012

	Note	As at March 31, 2012 Rupees	As at March 31, 2011 Rupees
EQUITY AND LIABILITIES			
Shareholders' funds			
Share capital	2	125,650	125,650
Reserves and surplus	3	(156,762,445)	(54,840,021)
Non-current liabilities			
Long-term borrowings	4	-	139,986
Long-term provisions	5	1,873,066	
Current liabilities			
Short-term borrowings	6	290,300,000	245,000,000
Trade payables	7	118,908,329	97,367,357
Other current liabilities	8	100,742,374	88,802,499
Short-term provisions	9	129,279	1,761,737
Total		355,316,254	378,357,208
ASSETS			
Non-current assets			
Fixed assets			
Tangible assets	10	259,030,913	277,263,967
Intangible assets	10	201,660	336,100
Long-term loans and advances	11	44,148,720	37,964,025
Current assets			
Trade receivables	12	46,428,852	53,692,594
Cash and bank balances	13	282,518	1,910,605
Short-term loans and advances	14	5,223,591	7,189,898
Total		355,316,254	378,357,208
Significant Accounting Policies	1		



2

The notes are an integral part of these financial statements.


As per our attached report of even date.

For Chaturvedi & Shah
Chartered Accountants

For and on behalf of ND's Art World Pvt. Ltd

Parag D. Mehta
Partner
Membership Number 113904

Place: Mumbai
Date: 30/08/2012



Handwritten signature of a director, with the word 'Directors' printed below it.

Handwritten signature 'Desai'.

o/c

Medybiz Private Limited

Balance Sheet as at March 31, 2012

(Amount in Rupees)

	Note No	March 31, 2012	March 31, 2011
EQUITY AND LIABILITIES			
Shareholders' funds			
Share capital	2.01	24,740,000	24,740,000
Reserves and surplus	2.02	(33,045,694)	(33,150,681)
		<u>(8,305,694)</u>	<u>(8,410,681)</u>
Current liabilities			
Short-term borrowings	2.03	17,200,000	17,200,000
Trade Payables	2.04	-	216,320
Other current liabilities	2.05	166,060	478,097
		<u>17,366,060</u>	<u>17,894,417</u>
TOTAL		<u>9,060,366</u>	<u>9,483,736</u>
ASSETS			
Non-current assets			
Long-term loans and advances	2.06	1,536,728	1,804,291
		<u>1,536,728</u>	<u>1,804,291</u>
Current assets			
Trade receivables	2.07	30,696	131,495
Cash and cash equivalents	2.08	77,955	602,725
Short-term loans and advances	2.09	7,414,987	6,945,225
		<u>7,523,638</u>	<u>7,679,445</u>
TOTAL		<u>9,060,366</u>	<u>9,483,736</u>

Significant accounting policy and notes to financial statements - 1&2

The Notes referred to above form an integral part of the financial statements

As per our report of even date

For CHATURVEDI & SHAH

Chartered Accountants

Firm Registration No :101720W

R. Mhalsekar

Lalit R. Mhalsekar

Partner

Membership Number : 103418

Place : Mumbai

Date : September 6, 2012




For and on behalf of Medybiz Private Limited

Dr. Vikram Jit Singh Chhatwal
Dr. Vikram Jit Singh Chhatwal
Director

Yogesh Deshpande
Yogesh Deshpande
Director

Place : Mumbai

Date : September 6, 2012



Jump Games Private Limited
Balance Sheet as at March 31, 2012

(Amount in Rs.)

Particulars	Note No.	2011-12	2010-11
I. EQUITY AND LIABILITIES			
1 Shareholders' funds			
(a) Share Capital	2	100,000	100,000
(b) Reserves and Surplus	3	(600,590,172)	(499,200,130)
2 Non-Current Liabilities			
(a) Long-term Provisions	4	7,425,902	3,977,418
3 Current Liabilities			
(a) Short-term Borrowings	5	627,907,827	512,900,000
(b) Trade Payables	6	31,150,170	18,183,428
(c) Other Current Liabilities	7	42,089,939	31,535,589
(d) Short Term Provisions	7	1,634,721	1,528,609
TOTAL		109,718,387	69,024,914
II. ASSETS			
Non-current assets			
1 Fixed Assets			
(a) Tangible Assets	8	11,770,948	14,022,715
(b) Intangible Assets		8,120,314	5,429,786
2 Current Assets			
(a) Trade Receivables	9	64,652,887	27,944,880
(b) Cash and Cash Equivalents	10	4,611,949	261,831
(c) Short-term Loans and Advances	11	16,934,296	15,718,961
(d) Other Current Assets	12	3,627,993	5,646,741
TOTAL		109,718,387	69,024,914

(0.09)

(0.65)

Significant Accounting Policies & Notes to Accounts 1 to 33

As per our report of even date
For Pathak, H. D. & Associates
Chartered Accountants
Firm Registration No.: 107783W

Vishal D. Shah
Partner
Membership No.: 119303

Place: Mumbai
Date: 5/9/2012



For and on behalf of the Board

Rohit Sharma
Director

Place: Mumbai
Date: 5/9/2012

Swapan Kumar Das
Director



Big Flicks Private Limited
Balance Sheet as at 31st March 2012

Particulars		Note No.	2011-12 Rs.	2010-11 Rs.
I. EQUITY AND LIABILITIES				
1 Shareholders' funds				
(a)	Share Capital	2	100,000	100,000
(b)	Reserves and Surplus	3	(1,365,612,091)	(1,139,857,550)
2 Non-current liabilities				
(a)	Long-term Provisions	4	1,435,000	1,916,000
3 Current liabilities				
(a)	Short-term Borrowings	5	1,295,530,820	1,160,764,000
(b)	Trade Payables	6	63,208,279	59,746,101
(c)	Other Current Liabilities	7	40,847,168	46,322,307
(d)	Short Term Provisions	8	24,000	2,806,000
TOTAL			35,533,176	131,796,858
II. ASSETS				
1 Non-Current Assets				
(a) Fixed Assets				
(i)	Tangible Assets	9	7,153,538	94,727,683
(ii)	Intangible Assets		1,916,915	2,826,363
(b)	Long Term Loans and Advances	10	-	120,000
2 Current assets				
(a)	Inventories	11	-	18,983
(b)	Trade Receivables	12	4,741,345	4,600,321
(c)	Cash and Cash Equivalents	13	2,970,726	7,299,494
(d)	Short-term Loans and Advances	14	18,714,374	22,070,804
(e)	Other Current Assets	15	36,278	133,210
TOTAL			35,533,176	131,796,858

Significant Accounting Policies & Notes to Accounts

1 to 39

As per our report of even date

For Pathak H. D. & Associates
Chartered Accountants
Firm Registration No. 107783W



Vishal D. Shah
Partner

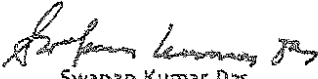
Membership No: 119303



Place: Mumbai
Date: Sept. 5, 2012

For and on behalf of the Board


Manish Agarwal
Director


Swapan Kumar Das
Director

Place: Mumbai
Date: Sept. 5, 2012



RELIANCE TRANSPORT AND TRAVELS PRIVATE LIMITED

Balance Sheet as at 31st March, 2012

(Amount in ₹)

Particulars	Note No.	As at 31st March, 2012	As at 31st March, 2011
EQUITY AND LIABILITIES			
Shareholder's Funds			
Share Capital	2	100,256,000	100,256,000
Reserves and Surplus	3	122,360,153	130,287,700
Non-Current Liabilities			
Deferred Tax Liability (Net)	4	45,690,174	33,532,312
Long - Term Provisions	5	5,409,000	2,253,066
Current Liabilities			
Short - Term Borrowings	6	40,485,754	
Trade Payables	7	16,115,324	10,857,285
Other Current Liabilities	8	1,429,744,787	1,789,600,124
Short - Term Provisions	9	119,000	2,588,934
Total		1,789,180,092	2,075,593,431
ASSETS			
Non-Current Assets			
Fixed Assets			
Tangible Assets	10	275,307,566	174,451,677
Intangible Assets Under Development		394,697	
Long - Term Loans and Advances	11	352,320,989	1,058,371,964
Other Non Current Assets	12	1,722,211	332,551
Current Assets			
Inventories	13	11,244,055	6,917,609
Trade Receivables	14	213,046,355	163,249,508
Cash and Bank Balances	15	590,115,664	595,543,645
Short - Term Loans and Advances	16	295,684,816	73,331,081
Other Current Assets	17	29,143,608	33,085,396
Total		1,789,180,092	2,075,593,431
Significant Accounting Policies and Notes on Financial Statements	1 to 19		

As per our report of even date

For Chaturvedi & Shah
Chartered Accountants
Firm Registration No. 101720W

Vitash D. Gandhi
Partner
Membership No. 110246

Place : Mumbai
Dated : 31st August, 2012



For and on behalf of the Board

Tushar Motiwala
Director

Ashya Anand
Director

Kaustubh Shrivade
Company Secretary


TALENTHOUSE ENTERTAINMENT PRIVATE LIMITED
BALANCE SHEET AS AT 31st MARCH, 2012

(Rs)			
Particulars	Note	As at 31st March 2012	As at 31st March 2011
<u>EQUITY AND LIABILITIES</u>			
<u>Shareholders' Funds</u>			
Share Capital	2	1,83,92,100	1,00,000
Reserves and Surplus	3	(6,43,20,072)	(1,84,06,686)
		(4,59,27,972)	(1,83,06,686)
<u>Share Application money pending allotment</u>		-	1,82,92,117
<u>Non-Current Liabilities</u>			
Long Term Provisions	4	10,35,223	5,10,885
<u>Current Liabilities</u>			
Short-Term Borrowings	5	4,58,53,313	5,57,256
Trade Payables	6	3,82,597	5,12,341
Other Current Liabilities	7	30,05,639	20,84,583
Short Term Provisions	8	68,197	44,357
		4,93,09,746	31,98,537
Total		44,16,997	36,94,853
<u>ASSETS</u>			
<u>Non-Current Assets</u>			
<u>Fixed Assets</u>			
Tangible assets	9	10,19,757	13,36,255
Intangible assets		2,40,467	1,75,060
		12,60,224	15,11,315
Long Term Loans and Advances	10	1,90,483	-
<u>Current Assets</u>			
Trade Receivables	11	13,51,175	-
Cash and Cash equivalents	12	1,07,305	8,86,871
Short Term Loans and Advances	13	15,07,810	12,96,667
		29,66,290	21,83,538
Total		44,16,997	36,94,853

Significant Accounting Policies and Notes to Accounts forming an integral part of the Financial Statements


1


As per our report of even date attached
For Pathak H.D. & Associates
Chartered Accountants
Registration No : 107783W


Vishal D. Shah
Partner
Membership No : 119303



For and on behalf of the Board


Arun Mehra
Director


Shibasish Sarkar
Director

Date : 03 Sept 2012
Place : Mumbai

Date : 03 Sept 2012
Place : Mumbai

RELIANCE BIG NEWS PRIVATE LIMITED

Balance Sheet as at 31st March 2012

(Rupees)

		2012	2011
EQUITY AND LIABILITIES			
Shareholders' funds			
(a) Share capital	2	100,000	100,000
(b) Reserve & Surplus	3	(352,424)	(338,688)
		(252,424)	(238,688)
Current liabilities			
(a) Short-term borrowings	4	262,686	248,950
(b) Other current liabilities	5	13,236	13,236
TOTAL		23,498	23,498
ASSETS			
Current assets			
Cash and cash equivalents	6	23,498	23,498
TOTAL		23,498	23,498

Significant Accounting Policies and Notes to Accounts forming an integral part of the Financial Statements

1

As per our report of even date attached

For Pathak H.D & Associates

Chartered Accountants

Registration No. : 107783W

Vishal D. Shah

Vishal D. Shah

Partner

Membership No.: 119303



Sanjay Dubey

Sanjay Dubey

Director

Virendra Shah

Virendra Shah

Director

Mumbai

Date : August 27, 2012

Mumbai

Date : August 27, 2012

Reliance Big Broadcasting Private Limited
Balance Sheet as at 31st March 2012

	Notes	As at March 31, 2012 Rupees	As at March 31, 2011 Rupees
EQUITY AND LIABILITIES			
Shareholders' funds			
Share capital	2	12,100,000	12,100,000
Reserves and surplus	3	319,752,935	436,157,723
		<u>331,852,935</u>	<u>448,257,723</u>
Non-current liabilities			
Long-term provisions	4	287	544,000
Current liabilities			
Short-term borrowings	5	490,834,811	486,584,811
Trade payables	6	11,721,828	1,017,863
Other current liabilities	7	41,428,702	3,744,935
Short-term provisions	8	264	-
Total		<u>875,838,827</u>	<u>940,149,332</u>
ASSETS			
Non-current assets			
Fixed assets			
Tangible assets	9	27,051,371	38,527,575
Intangible assets	9	9,250,000	12,250,000
Long-term loans and advances	10	12,330,893	10,471,254
Current assets			
inventories	11	-	25,000,000
Trade receivables	12	95,306	10,764,722
Cash and bank balances	13	1,242,831	14,400,633
Short-term loans and advances	14	825,868,426	828,713,556
Other current assets	15	-	21,592
Total		<u>875,838,827</u>	<u>940,149,332</u>

Significant Accounting Policies and Notes to Accounts forming an integral part of the Financial Statements.

1

As per our attached report of even date.

For Pathak H.D. & Associates

Chartered Accountants

Firm Registration Number: 107783W


Vishal D Shah

Partner

Membership Number: 119303

Place: Mumbai

Date: 31.05.2012



For and on behalf of the Board

Hasit Shukla
Director

Rajesh Sawhney
Director

Place: Mumbai

Date: 31.05.2012


Sunanda Roy
* Company Secretary

RELIANCE BIG ENTERTAINMENT PRIVATE LIMITED
Balance Sheet as at March 31, 2012

(Rupees)


Particulars	Note	As at March 31, 2012	As at March 31, 2011
EQUITY AND LIABILITIES			
Shareholders' funds			
Share capital	2	1,038,928,500	1,038,815,500
Reserves and surplus	3	12,792,886,541	12,425,703,881
Share application money pending allotment	4	-	113,000,000
Non Current liabilities			
Other Long Term Liabilities	5	5,955,000	7,065,002
Long-term provisions	6	19,901,588	18,369,201
Current liabilities			
Short-term borrowings	7	5,680,231,819	3,464,339,000
Trade payables		1,017,243,770	928,463,518
Other current liabilities	8	955,029,888	842,354,015
Short-term provisions	9	1,877,072	1,602,319
TOTAL		21,512,054,178	16,839,712,436
ASSETS			
Non-current assets			
Fixed assets			
— Tangible assets	10	18,135,135	22,310,870
— Intangible assets	10	339,239,293	384,344,851
Non-current Investments	11	1,665,141,143	1,592,391,743
Long Term Loans and Advances	12	2,157,864,425	2,158,661,116
Current assets			
Current investments	13	3,658,672,760	3,626,006,738
Inventories	14	3,152,392,934	2,979,629,295
Trade Receivables	15	401,862,912	287,059,989
Cash and Bank Balances	16	3,924,906,388	91,583,214
Short-term loans and advances	17	6,063,078,178	5,697,294,667
Other current assets	18	130,761,010	429,953
TOTAL		21,512,054,178	16,839,712,436
Significant Accounting Policies and Notes on Financial Statements	1 to 51		


As per our attached Report of even date
For Pathak H. D. & Associates
Chartered Accountants
Firm Registration No.107783W



Vishal D. Shah
Partner
Membership No.119303



For and on behalf of the Board


Venkata Rao Ponnada
(Director)


Sanjay Dubey
(Dy. Company Secretary)


Shibasish Sarkar
(Director)

Date: 26th September, 2012
Place: Mumbai

Date: 26th September, 2012
Place: Mumbai